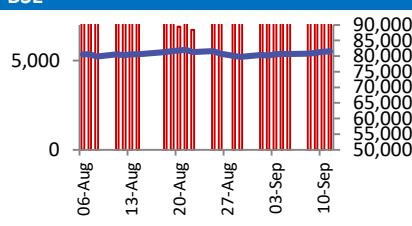
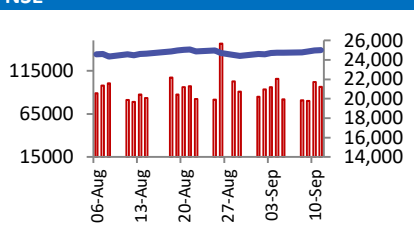


BSE			NSE		
 <p>5,000</p> <p>0</p>	Open	81926	 <p>115000</p> <p>65000</p> <p>15000</p>	Open	25119
	High	81999		High	25138
	Low	81745		Low	25049
	Close	81786		Close	25069
	Change	-119		Change	-45
	Volume (Lacs)	7436		Volume(Lacs)	48570
	Turnover (Rs.inCr)	10937		Turnover(Rs.in Cr)	85105

World Markets	Current	Previous	Pt. Chg	Var(%)
Dow	45883	45834	49	0.11%
Dow Futures	46255	46262	(7)	-0.02%
Nasdaq	22349	22141	208	0.94%
FTSE	9277	9283	(6)	-0.07%
Nikkei	44904	44768	136	0.30%
Hang Seng	26392	26447	(54)	-0.20%
Gift Nifty	25163	25181	(18)	-0.07%
Straits Singapore	4335	4338	(3)	-0.07%
South Korea	3446	3407	39	1.14%
Taiwan	25641	25357	284	1.12%
Shanghai	3850	3861	(11)	-0.28%

Commodity Prices	Current	Previous	Pt. Chg	Var(%)
Copper (\$/MT)	10187	10068	119	1.2%
Alumin (\$/MT)	2701	2690	11	0.4%
Zinc (\$/MT)	2979	2957	22	0.7%
Brent Crude (\$/bbl)	68	67	0	0.2%
Gold (\$/Ounce)	3678	3679	(0)	0.0%
Silver (\$/Ounce)	42	43	(0)	-0.6%
Light Crude (\$/bbl)	63	63	0	0.2%
N G (\$/mmbtu)	3	3	(0)	-0.6%
Sugar (\$/MT)	466	462	4	0.8%
Rubber (Rs./kg)	187	187	(1)	-0.3%
Baltic Dry Index	2153	2126	27	1.3%

Currency Exchange Rate	Current	Previous	Var(%)
Rs./ \$ rate	88.22	88.28	-0.07%
Rs./ Euro	103.63	103.48	0.14%
Rs./Chinese Yuan	12.40	12.39	0.02%
Yen / \$ rate	147.15	147.40	-0.17%
\$ US/Euro	1.18	1.18	0.13%

Dollar Index	Current	Previous	Var(%)
Dollar Index	97.24	97.30	-0.07%

Support/ Resistance Levels for Today		
	Nifty	Bank Nifty Fut
Support 1	25000	54870
Support 2	24940	54640
Resistance	25140	55350

Securities in Ban For Trade	
RBLBANK	OFSS
HFCL	ANGELONE

Market Review

US: U.S. stocks rose Monday following fresh developments in the economic faceoff between the U.S. and China.

Asia: Asia stocks climbed on Tuesday while the dollar was on the back foot as investors bet the U.S. Federal Reserve would resume its easing cycle this week and potentially leave the door open to further rate cuts.

India: The Indian stock market ended on a negative note, snapping its recent winning streak as both the Sensex and Nifty 50 posted mild declines by market close. **Market is expected to open on a flattish note and likely to witness range bound move during the day.**

Global: New Zealand home prices edged lower in August, as prospective buyers remained cautious despite aggressive interest rate cuts from the central bank to spur the economy. Seasonally adjusted median house prices dipped 1.3% from July, and were 0.5% lower on the previous year. Seasonally adjusted national home sales fell 4.5% from July, but were up 0.6% from August 2024.

Croatia's consumer prices increased 4.1% year-on-year in August, confirming the earlier flash estimate. On a monthly basis, consumer prices showed a modest increase of 0.1% on average. The annual inflation was primarily driven by higher costs in housing, utilities, and food. These increases were partially offset by lower prices in transport, clothing, and communications sectors, the statistics office reported. Services recorded the highest inflation rate at 6.4% compared to the same period last year. Food, beverages, and tobacco followed closely with a 6.2% increase. Energy prices rose by 2.5%, while non-energy industrial goods saw the smallest increase at 0.5%.

Commodities: Oil prices held steady in early trade on Tuesday after rising in the previous session, as market participants contemplated potential supply disruption from Russia after Ukrainian drone attacks on its refineries.

Gold prices surged to a record high on Tuesday, buoyed by a weakening dollar ahead of the Federal Reserve's anticipated policy meeting.

Currency: The dollar traded near a 2-1/2 month low against the euro and close to a 10-month trough versus the risk-sensitive Aussie on Tuesday as investors cemented bets for a Federal Reserve interest rate cut this week and more to follow.

FII Derivative Transactions (Rs. Cr)

Contracts	Purchase		Sell		Net	Open Interest (OI)		OI (Previous day)		Change	
	Contract	Value	Contract	Value		Contract	Value	Contract	Value	Contract	Value
Index Future	6330	1196	5137	973	223	224314	42362	225671	42646	(1357)	(284)
Index Option	4277093	805711	4301611	810141	(4430)	2183971	411293	1995535	376384	188436	34909
Stock Future	178090	12193	203004	13855	(1662)	5479236	387183	5483342	386918	(4106)	265
Stock Option	319777	22793	321323	22968	(175)	394330	27547	384336	26837	9994	710
Total	4781290	841893	4831075	847937	(6044)	8281851	868385	8088884	832785	192967	35600

FII All Activity-BBG (Rs Cr)		Buy	Sell	Net
4-Sep-25		23473	23649	(176)
9-Sep-25		22644	22073	571
10-Sep-25		17141	12647	4494
11-Sep-25		10398	13812	(3414)
12-Sep-25		12859	11836	1023
Month to date- Sep		119723	120499	(776)
FII (Prov.) (Rs. Cr)		Buy	Sell	Net
9-Sep-25		11897	9846	2050
10-Sep-25		12604	12719	(116)
11-Sep-25		10009	13481	(3472)
12-Sep-25		11094	10965	130
15-Sep-25		8169	9438	(1269)
Month to date-Sep		111624	122138	(10514)
DII (Prov.) (Rs. Cr)		Buy	Sell	Net
9-Sep-25		10423	10340	83
10-Sep-25		16277	11272	5004
11-Sep-25		14831	10786	4046
12-Sep-25		11675	10119	1556
15-Sep-25		10173	8240	1933
Month to date-Sep		142735	113654	29081
FII Debt - BBG (Rs. Cr)		Buy	Sell	Net
4-Sep-25		3488	5138	(1650)
9-Sep-25		2506	2490	16
10-Sep-25		2698	1955	743
11-Sep-25		822	495	326
12-Sep-25		3851	3045	806
Month to date- Sep		22094	19565	2529

Market Breadth	BSE		NSE	
	No.	%	No.	%
Advance	2330	53%	1634	53%
Decline	1889	43%	1403	45%
Unchanged	189	4%	67	2%

Market Turnover	15-Sep	12-Sep	Var (%)
BSE Cash	10937	11438	-4%
NSE Cash	85105	92242	-8%
NSE Futures	69368	79136	-12%
NSE Options	18042802	13513939	34%
Total (Rs.Cr)	18208212	13696754	33%

Volatility Index	15-Sep	12-Sep
Volatility Index	10.40	10.12

Index PE - TTM	15-Sep	Yr. High	Yr. Low
Sensex	22.6	25.2	20.3
Nifty	22.0	24.4	19.6

Corporate News

Transrail Lighting bags fresh ₹421-cr orders; FY26 order book crosses ₹3,500 cr

Mumbai-based Transrail Lighting Ltd, a leading turnkey EPC company in power transmission and distribution, has secured fresh orders worth ₹421 cr including a major transmission line contract in a new African market. These additions have taken the Company's FY26 order inflows beyond ₹3,500 cr. (CNBC)

AGI Greenpac to Invest ₹47 Cr in Capacity Expansion

AGI Greenpac is set to invest ₹47 cr to enhance its Container Glass Facility and Speciality Glass Facility. The company is undertaking two de-bottlenecking exercises to revamp its facilities. The Container Glass Facility will be enhanced from 1,850 TPD to 1,900 TPD, and the Speciality Glass Facility will be enhanced from 154 TPD to 200 TPD. (MC)

Sanghvi Movers' Subsidiary Secures ₹292 Cr Renewable Energy Orders

Sanghvi Movers Limited announced that its material subsidiary, Sangreen Future Renewables Private Limited, has been awarded large work orders worth ₹292 cr from prominent Independent Power Producers (IPPs). (MC)

Economy

CSC e-Governance Services India crosses Rs 3,000 cr loan disbursal mark since mid 2023

CSC e-Governance Services India achieved a milestone. It disbursed Rs 3,000 cr in loans since July 2023. This initiative supports rural households and small businesses. It promotes entrepreneurship and strengthens local economies. (ET)

India's exports to US decline by 14% in Aug sequentially

India's exports to the US experienced a 14% month-on-month decline in August, totaling USD 6.86 bn, following the implementation of tariffs by the US. Despite this decrease, the US remained India's top export destination for August and the preceding five months. Exports to the US saw a 7.15% increase compared to the same period last year. (ET)

International

Australia's CSL to invest up to \$505 mn in Dutch biotech VarmX

Australian biotech giant CSL Ltd said on Tuesday it had entered an agreement with Dutch biotech VarmX to develop a new treatment to restore blood coagulation in patients taking certain blood thinners. CSL will make an upfront payment of \$117 mn for an exclusive option to acquire VarmX, with the right to exercise the option on receipt of the phase 3 trial data. CSL will then pay VarmX up to \$388 mn based on the company clearing certain milestones and regulatory hurdles. (Invst)

Top 5 Nifty Gainers	15-Sep	12-Sep	Var(%)
JIOFIN	315	311	1.3%
BAJFINANCE	1010	1003	0.7%
ETERNAL	323	321	0.6%
ULTRACEMCO	12435	12370	0.5%
RELIANCE	1399	1395	0.3%
Top 5 Nifty Losers	15-Sep	12-Sep	Var(%)
ASIANPAINT	2503	2546	-1.7%
CIPLA	1548	1575	-1.7%
M&M	3530	3590	-1.7%
SHRIRAMFIN	624	633	-1.5%
DRREDDY	1301	1317	-1.2%

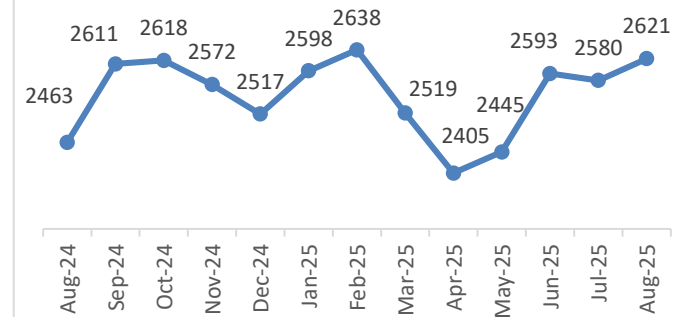
BSE Index Watch	Last	1 day	1 wk	1 mth	1 yr
SENSEX	81786	-0.1%	1.2%	1.5%	-1.4%
MIDCAP	46368	0.4%	1.7%	3.1%	-5.8%
SMLCAP	53903	0.7%	1.9%	4.1%	-5.9%
AUTO	59769	-0.3%	-1.6%	10.8%	2.5%
BANKEX	61487	0.1%	1.5%	-0.2%	3.9%
Capital Goods	70115	0.6%	4.6%	5.0%	-4.0%
FMCG	20801	0.1%	0.6%	3.3%	-11.7%
Health Care	44718	-0.5%	1.3%	0.6%	0.8%
IT	35260	-0.6%	4.4%	3.2%	-19.7%
METAL	32770	0.0%	1.5%	6.8%	2.1%
Oil & Gas	26276	0.2%	1.4%	1.0%	-14.6%
Power	6724	0.5%	2.6%	1.8%	-19.7%
Realty	7038	2.5%	3.3%	3.0%	-14.9%

Margin Trading Disclosure (Rs. In Cr)	Last	1 day	1 wk	1 mth	3 mth
Op. Scripwise Outstanding	95117	0.3%	0.4%	4.2%	12.8%
Fresh Exposure	6687	0.5%	19.6%	22.2%	17.5%
Exposure liquidated	6768	8.7%	32.3%	19.3%	11.7%
Closing Net scripwise outstanding	95036	-0.2%	-0.2%	4.3%	13.2%

NSE USD Futures	15-Sep	12-Sep	Var (%)
Sept Expiry (Rs./\$)	85.80	86.29	-0.6%
Sept Expiry (Rs./\$)	88.24	85.80	2.8%
Total Turnover (Rs. Crore)	1416	929	52%

Sectors	TTM PE
Auto	34.19
Auto Ancillary	43.66
Banking	14.09
Engineering	45.94
Cement	68.19
Diamonds & Jewellery	42.69
Housing Finance	23.54
Infrastructure & Const	26.94
Metals-Aluminium	28.54
Metal – Steel	18.09
Oil Expl.	7.66
Pharma	10.03
Power – Gen. Supp.	39.61
Information Tech.	29.62
Sugar	17.26
Telecom Serv. Prov.	37.75
Tyres	33.46

Aluminum (LME Spot Price - \$/ton) (Source:Westmetall.com)



10 year G-Sec Yield	Current	Previous	Change
US	4.04%	4.04%	0 bps
Japan	1.60%	1.59%	1 bps
India	6.50%	6.49%	1 bps
UK	4.63%	4.67%	(4) bps
Libor 3 Mths	4.85%	4.85%	(0) bps

Indian Eco Data	Current	Previous	Var(%)
Forex Reserve (US\$ in bn)	602	698	-13.8%
Inflation - WPI	0.52%	-0.58%	110 bps
Inflation - CPI	2.07%	1.61%	46 bps

India GDP	Q3FY25	Q2FY25	Var (%)
Growth	7.81%	7.38%	43 bps

Monetary Policy	Current	Previous	Change
Repo Rate	5.50%	5.50%	0 bps
Reverse Repo Rate	3.35%	3.35%	0 bps
CRR	3.00%	4.00%	(100) bps
O/S Banking System Liquidity (Rs bn)	2734	2756	(22.1)

IIP Growth %	Jul-25	Jul-24	Apr-July
IIP	3.5	5.0	2.4
Capital Goods	5.0	11.7	8.8
Mining	5.4	4.7	3.9
Manufacturing	0.6	7.9	-0.9
Electricity	-7.2	3.8	-4.1

ADR Price Movement

Company	Price (US\$)	Volume	Previous Day Price	Volume	Variance (%)	No. of Share Per ADR	ADR Price (Rs.)	BSE Price	Variance (%)
Infosys Tech	16.92	18852771	16.96	12967068	-0.24%	1	1492.64	1508.40	-1.0%
Wipro	2.76	14365639	2.77	3783403	-0.36%	1	243.48	251.28	-3.1%
Dr.Reddy's	14.63	903492	14.66	904411	-0.20%	1	1290.62	1300.80	-0.8%
ICICI Bank	32.01	3235408	32.07	3077030	-0.19%	2	1411.92	1419.40	-0.5%
HDFC Bank	35.08	3622576	35.07	1775052	0.03%	3	1031.56	967.05	6.7%

GDR's (US\$)

	Prices	Prev. Close	Change	Var %
L&T	40.95	40.80	0.2	0.4%
RIL	62.90	62.70	0.2	0.3%
SBI	93.90	93.80	0.1	0.1%

US Economy Data	Current	Previous
Inflation (%) (YoY)	2.90%	2.70%
Unemployment (%)	4.30%	4.20%

Interest Rate (%)	Current	Previous
Fed Rate	4.50%	4.50%

US GDP	Q2CY25	Q1CY25
Growth (QoQ Annualized)	3.30%	-0.50%

China Economy Data	Current	Previous
GDP	5.20%	5.40%
Inflation – CPI (%)	-0.40%	0.00%

Economic Calendar

	Date
Indian GDP Data	28 Nov
Indian Inflation Data CPI	13 Oct
Indian Inflation Data WPI	14 Oct
Indian Monetary Policy	01 Oct
India's Industrial Production (IIP)	26 Sep
US Inflation Data	15 Oct
US GDP	25 Sep
US Unemployment Data	03 Oct
US Fed Rate	17 Sep
China GDP	20 Oct
China Inflation Data	15 Oct

Event Update

Name	Date	Purpose
Aarti Surfactants Ltd.	16-09-2025	Rs.1.00 per share(10%)Final Dividend
Accent Microcell Ltd.	16-09-2025	Dividend
Aeonx Digital Technology Ltd.	16-09-2025	Rs.1.00 per share(10%)Final Dividend
Agarwal Industrial Corporation Ltd.	16-09-2025	Rs.3.30 per share(33%)Final Dividend
Amrutanjan Health Care Ltd.	16-09-2025	Rs.2.60 per share(260%)Final Dividend
Axis Solution Ltd.	16-09-2025	Rs.0.50 per share(5%)Final Dividend
Balmer Lawrie & Company Ltd.	16-09-2025	Rs.8.50 per share(85%)Dividend
Balmer Lawrie Investments Ltd.	16-09-2025	Rs.4.30 per share(430%)Final Dividend
Deccan Cements Ltd.	16-09-2025	Rs.0.60 per share(12%)Final Dividend
Dixon Technologies (India) Ltd.	16-09-2025	Rs.8.00 per share(400%)Final Dividend
GHV Infra Projects Ltd.	16-09-2025	Stock Split from Rs.10/- to Rs.5/-
Godfrey Phillips India Ltd.	16-09-2025	Bonus issue
J Kumar Infraprojects Ltd.	16-09-2025	Rs.4.00 per share(80%)Final Dividend
Lancor Holdings Ltd.	16-09-2025	Rs.0.20 per share(10%)Final Dividend
Linc Ltd.	16-09-2025	Rs.1.500 per share(30%)Final Dividend
Nikhil Adhesives Ltd.	16-09-2025	Rs.0.22 per share(22%)Final Dividend
Nitiraj Engineers Ltd.	16-09-2025	Dividend & Meeting
Orient Ceratech Ltd.	16-09-2025	Rs.0.25 per share(25%)Final Dividend
Prakash Pipes Ltd.	16-09-2025	Rs.2.40 per share(24%)Final Dividend
Prolife Industries Ltd.	16-09-2025	Dividend
Sigachi Industries Ltd.	16-09-2025	Rs.0.10 per share(10%)Final Dividend
Skipper Ltd.	16-09-2025	Rs.0.10 per share(10%)Final Dividend
Sodhani Academy Of Fintech Enablers Ltd.	16-09-2025	Rs.0.50 per share(5%)Final Dividend
Southern Petrochemical Industries Corporation Ltd.	16-09-2025	Rs.2.00 per share(20%)Dividend
The Karnataka Bank Ltd.	16-09-2025	Rs.5.00 per share(50%)Final Dividend
Trust Fintech Ltd.	16-09-2025	Dividend
United Drilling Tools Ltd.	16-09-2025	Rs.0.60 per share(6%)Final Dividend
Vadilal Enterprises Ltd.	16-09-2025	Rs.1.50 per share(15%)Final Dividend
Worth Peripherals Ltd.	16-09-2025	Dividend & Annual General Meeting
Agni Green Power Ltd.	17-09-2025	Annual General Meeting
Ashapura Minechem Ltd.	17-09-2025	Rs.1.00 per share(50%)Final Dividend
Carysil Ltd.	17-09-2025	Rs.2.40 per share(120%)Final Dividend
Chemcrux Enterprises Ltd.	17-09-2025	Rs.1.00 per share(10%)Final Dividend
Committed Cargo Care Ltd.	17-09-2025	Dividend
Flomic Global Logistics Ltd.	17-09-2025	Rs.0.10 per share(1%)Final Dividend
Garware Hi-Tech Films Ltd.	17-09-2025	Rs.12.00 per share(120%)Final Dividend
Heranba Industries Ltd.	17-09-2025	Rs.1.00 per share(10%)Final Dividend
Indo Amines Ltd.	17-09-2025	Rs.0.50 per share(10%)Final Dividend
International Conveyors Ltd.	17-09-2025	Rs.0.75 per share(75%)Final Dividend
KRBL Ltd.	17-09-2025	Rs.3.50 per share(350%)Final Dividend
Mangal Credit and Fincorp Ltd.	17-09-2025	Rs.0.75 per share(7.5%)Final Dividend
Morarka Finance Ltd.	17-09-2025	Rs.1.00 per share(10%)Final Dividend
NR Agarwal Industries Ltd.	17-09-2025	Rs.2.00 per share(20%)Final Dividend
Oricon Enterprises Ltd.	17-09-2025	Rs.0.50 per share(25%)Final Dividend
Panasonic Energy India Company Ltd.	17-09-2025	Rs.9.42 per share(94.2%)Final Dividend
Prakash Industries Ltd.	17-09-2025	Rs.1.50 per share(15%)Final Dividend
Premier Polyfilm Ltd.	17-09-2025	Rs.0.15 per share(15%)Final Dividend
Rites Ltd.	17-09-2025	Rs.2.65 per share(26.5%)Final Dividend
Rossell Techsys Ltd.	17-09-2025	Rs.0.20 per share(10%)Final Dividend
T.T. Ltd.	17-09-2025	Rs.0.05 per share(5%)Dividend
Tanfac Industries Ltd.	17-09-2025	Rs.9.00 per share(90%)Dividend
Vidhi Specialty Food Ingredients Ltd.	17-09-2025	Rs.1.50 per share(150%)Final Dividend
Voler Car Ltd.	17-09-2025	Annual General Meeting
WSFX Global Pay Ltd.	17-09-2025	Rs.1.50 per share(15%)Final Dividend

Bulk Deal As On 15/09/25

BSE					
Security Code	Security Name	Client Name	Deal	Quantity	Price
543655	ANZEN	EDELWEISS INFRASTRUCTURE YIELD PLUS	S	1050000	115
544505	AUSTERE	MANSI SHARE AND STOCK BROKING PRIVATE LIMITED	S	130000	75.36
544505	AUSTERE	NEO APEX SHARE BROKING SERVICES LLP	B	90000	75.36
526853	BI	GUTTIKONDA VARA LAKSHMI	B	175344	93.48
512301	CHMBBRW	ANAND MOHAN .	B	100000	22.62
512301	CHMBBRW	DIVYA KANDA	B	40000	22.62
512301	CHMBBRW	MANSI SHARE AND STOCK BROKING PRIVATE LIMITED	S	100000	22.62
512301	CHMBBRW	MULTIPLIER SHARE & STOCK ADVISORS PRIVATE LIMITED	S	100000	22.62
512301	CHMBBRW	NEO APEX VENTURE LLP	S	300000	22.62
512301	CHMBBRW	PARESH DHIRAJLAL SHAH	S	80000	22.62
512301	CHMBBRW	RAMASWAMY ANAND .	B	142500	22.62
512301	CHMBBRW	SADASHIVAMURTHY ANURADHA	B	105500	22.62
512301	CHMBBRW	SUDHANSHU KANDA	B	40000	22.62
539190	DFL	ANSHUL GARG	S	23095	50
539190	DFL	MANISH GROVER	B	22711	50
531364	EKANSH	GENESIS GRAND GENERAL TRADING L.L.C	S	100000	268
503681	ELCIDIN	HYDRA TRADING PRIVATE LIMITED	S	18082	132000
503681	ELCIDIN	HYDRA TRADING PRIVATE LIMITED	S	18082	132000
503681	ELCIDIN	UPNISHAD TRUSTEE ADVISORY SERVICES PRIVATE LIMITED	B	18082	132000
503681	ELCIDIN	UPNISHAD TRUSTEE ADVISORY SERVICES PRIVATE LIMITED	B	18082	132000
544494	GLOBTIER	POTION REALCON PRIVATE LIMITED	B	80000	41.58
513309	GOLKONDA	AMIT JUGRAJ JAIN	B	56000	11.14
524238	GUJINJEC	HARDIKKUMARANILBHAI RADADIYA	B	122000	20.05
524238	GUJINJEC	PATEL SHIVLAL KUBERBHAI	S	100000	20.05
505336	HARSHILAGR	ANIL SEVANTILAL PATEL	S	8852084	1.09
532359	HITKITGLO	ABHISHEK SINGH TOMAR	S	405695	1.46
532359	HITKITGLO	DEVENDER SINGH	B	300000	1.51
530055	HRMNYCP	VARADA TRADING PRIVATE LIMITED	S	16787	66.26
524400	ISHITADR	BHUPESHBHAI VAHLABHAI PATEL	S	24997	77
524400	ISHITADR	ISHITA PHARMACEUTICALS	B	25334	76.99
544160	JAYKAILASH	GEETABEN DHANESHBHAI SONI	S	59200	47.91
544160	JAYKAILASH	KAILASH KABRA	S	30400	49.65
544160	JAYKAILASH	NEEL NARENDRABHAI PUJARA	S	35200	50.01
544160	JAYKAILASH	RAJNISH INDERLAL SHARMA	B	35200	50
590041	KAVDEFENCE	MILLENNIUM STOCK BROKING PVT LTD	S	103450	84.78
590041	KAVDEFENCE	MILLENNIUM STOCK BROKING PVT LTD	B	3882	88.97
590041	KAVDEFENCE	NEO APEX SHARE BROKING SERVICES LLP	S	9736	86.93
590041	KAVDEFENCE	NEO APEX SHARE BROKING SERVICES LLP	B	138030	84.68
531328	KRETTOSYS	KULDEEP RANVIRSINGH TOMAR	S	6500000	1.47
514360	KRRAIL	AJAZ FAROOQI	S	150000	46.29
514360	KRRAIL	D3 STOCK VISION LLP	S	188734	43.93
514360	KRRAIL	D3 STOCK VISION LLP	B	180003	43.75
514360	KRRAIL	ISHAAN TRADEFIN LLP	S	130668	43.75
514360	KRRAIL	ISHAAN TRADEFIN LLP	B	195000	44.65
514360	KRRAIL	NEO APEX VENTURE LLP	S	92702	43.99
514360	KRRAIL	NEO APEX VENTURE LLP	B	237164	43.75
514360	KRRAIL	SHOEB ESTATES PRIVATE LIMITED	S	255000	44.32
514360	KRRAIL	ZARA INVESTMENTS PRIVATE LIMITED	S	150000	43.79
537707	LADDU	AKARSHIKA TRADERS LLP	S	390131	2.26
537707	LADDU	AKARSHIKA TRADERS LLP	B	3401001	2.38

537707	LADDU	SHARE INDIA SECURITIES LIMITED	S	1010064	2.35
537707	LADDU	SHARE INDIA SECURITIES LIMITED	B	770064	2.3
537707	LADDU	VANDANATIWARI	S	1221521	2.38
537707	LADDU	WHAMIA TRADERS LLP	S	1129553	2.31
537707	LADDU	WHAMIA TRADERS LLP	B	300000	2.35
544339	LAXMIDENTL	ABU DHABI INVESTMENT AUTHORITY	S	558162	303
544339	LAXMIDENTL	ICICI PRUDENTIAL MUTUAL FUND	B	738436	303
542724	MURAE	BALMUKUND TRADELINK PRIVATE LIMITED	S	13440569	0.67
542724	MURAE	SATVAT AGRO LLP	S	17410000	0.67
531512	ORIENTTR	GAURI NANDAN TRADERS	S	69999	19.19
531512	ORIENTTR	GAURI NANDAN TRADERS	B	64662	19.59
544460	PATELCHEM	PRIYA KABRA	B	270400	114.32
544460	PATELCHEM	PRIYA KABRA	S	270400	114.22
530095	PRADHIN	CHANDRESH KANUBHAI PARMAR	S	10000000	0.32
536659	PVVINFRA	BYTE DEVELOPERS PRIVATE LIMITED	S	306559	8.02
536659	PVVINFRA	BYTE DEVELOPERS PRIVATE LIMITED	B	5732	7.86
536659	PVVINFRA	VARANGA PROPERTIES PRIVATE LIMITED	S	405540	7.99
536659	PVVINFRA	VARANGA PROPERTIES PRIVATE LIMITED	B	192789	7.99
538452	QUASAR	ROHITBHAI SHANKARBHAI SOLANKI	S	4144299	0.35
538452	QUASAR	SHARE INDIA SECURITIES LIMITED	S	10	0.35
538452	QUASAR	SHARE INDIA SECURITIES LIMITED	B	5320326	0.36
544236	RAL	PLUTUS CAPITAL MANAGEMENT LLP	B	31200	62.85
544236	RAL	RAJATVERMA	S	32400	63.07
506313	SASHWAT	KRISHNA KUMAR JAGNANI	S	1650	252.95
506313	SASHWAT	RUCHIRA GOYAL	B	2000	252.95
539519	SATTVASUKU	COMFORT ADVERTISING PVT LTD	B	1986729	0.77
539519	SATTVASUKU	KAMAL ASNANI	S	3720289	0.77
539519	SATTVASUKU	KAMAL ASNANI	B	500000	0.81
543389	SIGACHI	HRTI PRIVATE LIMITED	S	2617091	44.82
543389	SIGACHI	HRTI PRIVATE LIMITED	B	2417243	44.16
543389	SIGACHI	IRAGE BROKING SERVICES LLP	S	2406468	44.76
543389	SIGACHI	IRAGE BROKING SERVICES LLP	B	1625202	44.08
539584	SIPTL	SHARE INDIA SECURITIES LIMITED	S	1709796	0.39
539584	SIPTL	SHARE INDIA SECURITIES LIMITED	B	3676988	0.39
500285	SPICEJET	GOLDMAN SACHS (SINGAPORE) PTE.- ODI	S	6525000	33.38
500285	SPICEJET	GOLDMAN SACHS (SINGAPORE) PTE.- ODI	S	3262000	33.38
500285	SPICEJET	GOLDMAN SACHS (SINGAPORE) PTE.- ODI	S	3263000	33.38
500285	SPICEJET	GOLDMAN SACHS BANK EUROPE SE	B	6580813	33.38
500285	SPICEJET	GOLDMAN SACHS BANK EUROPE SE	B	3262000	33.38
500285	SPICEJET	GOLDMAN SACHS BANK EUROPE SE	B	3263000	33.38
531205	SPRIGHT	NEO APEX SHARE BROKING SERVICES LLP	S	6523326	1.52
531205	SPRIGHT	NEO APEX SHARE BROKING SERVICES LLP	B	6815368	1.52
519242	SRDAPRT	JIGAM SHASHIKANT GANDHI	S	9632	130.25
519242	SRDAPRT	RUCHIRA GOYAL	B	25000	130.25
544501	SUGSLLOYD	NEO APEX VENTURE LLP	S	195000	102.4
523752	TIHIL	CHINTAN KETANKUMAR DAVE HUF	S	450000	12.53
523752	TIHIL	HIREN KIRANKUMAR MALA	S	400000	12.53
523752	TIHIL	JABIR MOHD SILAWAT	B	400000	12.53
523752	TIHIL	MERU INVESTMENT FUND PCC- CELL 1	S	425000	12.52
523752	TIHIL	PRAS INVESTMENT PRIVATE LIMITED	S	1108040	12.53
523752	TIHIL	PRAS INVESTMENT PRIVATE LIMITED	B	472968	12.52
521005	TITANIN	RANDEEP SINGH	S	1662940	2.23
500421	TPINDIA	BHARAT CHIMANLAL PAREKH	S	500000	16.02
544508	VASHISHTHA	AJAYKUMAR NATAVARLAL SANGANI	B	19200	118

544508	VASHISHTHA	ANIL KUMAR RELAN	B	33600	118
544508	VASHISHTHA	AVIRAT ENTERPRISE	B	24000	118
544508	VASHISHTHA	DEEP AGARWAL	B	12000	117.42
544508	VASHISHTHA	DEEP AGARWAL	B	24000	118
544508	VASHISHTHA	FAST TRACK FINSEC PRIVATE LIMITED	B	15600	118
544508	VASHISHTHA	KOMAL RELAN	B	22800	118
544508	VASHISHTHA	NEELAM JILESH CHHEDA	B	20400	118
544508	VASHISHTHA	PRIYA KABRA	B	178800	118.28
544508	VASHISHTHA	RANJANBEN VINODKUMAR PATEL	B	19200	118
544508	VASHISHTHA	SHAKTI PRATAP SINGH	B	21600	118
544508	VASHISHTHA	SHAKUNTALA KUMARI	B	15600	118
544508	VASHISHTHA	SHILPA AMIT GHARLUTE	B	20400	116.16
544508	VASHISHTHA	VIKASA INDIA EIF I FUND - SHARE CLASS P	S	60000	118
531574	VASINFRA	SARAVANA SECURITIES (PROP: D. SATHYAMOORTHY)	B	82606	18.62
524661	WELCURE	VAGHANI VIRAJ	S	760000	8.46
503641	ZODIACVEN	NEO APEX VENTURE LLP	S	925672	3.61

NSE

Security Code	Security Name	Client Name	Deal	Quantity	Price
ANZEN	Anzen Ind Ene Yld Plu Tru	EDELWEISS INFRASTRUCTURE YIELD PLUS	SELL	1000000	115
APOLLOHOSP	Apollo Hospitals Ltd	GOLDMAN SACHS (SINGAPORE) PTE - ODI	SELL	40265	7874.5
APOLLOHOSP	Apollo Hospitals Ltd	GOLDMAN SACHS BANK EUROPE SE - ODI	BUY	40265	7874.5
BEL	Bharat Electronics Ltd	GOLDMAN SACHS (SINGAPORE) PTE - ODI	SELL	2984304	399.3
BEL	Bharat Electronics Ltd	GOLDMAN SACHS BANK EUROPE SE - ODI	BUY	2984304	399.3
BHARTIARTL	Bharti Airtel Limited	GOLDMAN SACHS (SINGAPORE) PTE - ODI	SELL	1046648	1902.6
BHARTIARTL	Bharti Airtel Limited	GOLDMAN SACHS BANK EUROPE SE - ODI	BUY	1046648	1902.6
CLASSICEIL	Classic Electrode (Ind) L	MINT FOCUSED GROWTH FUND PCC- CELL 1	SELL	105600	101.75
CLASSICEIL	Classic Electrode (Ind) L	NIKHIL MITTHALAL DHAKAD	BUY	132800	105.2
CLASSICEIL	Classic Electrode (Ind) L	PARADISE MOON INVESTMENT FUND-I	BUY	177600	99.93
ETERNAL	ETERNAL LIMITED	GOLDMAN SACHS (SINGAPORE) PTE - ODI	SELL	9185958	321.4
ETERNAL	ETERNAL LIMITED	GOLDMAN SACHS BANK EUROPE SE - ODI	BUY	9185958	321.4
GPIL	Godawari Power And Ispat	AMRITA KEDIA	BUY	1450000	242
GPIL	Godawari Power And Ispat	ANAND PODDAR	BUY	1800000	242
GPIL	Godawari Power And Ispat	ARDENT STEEL PRIVATE LIMITED	SELL	3250000	242
HOACFOODS	Hoac Foods India Limited	VSPARTANS CONSULTANTS PRIVATE LIMITED	BUY	26250	238.51
INDIGRID	India Grid Trust	GOLDMAN SACHS (SINGAPORE) PTE - ODI	SELL	1145843	167.89
INDIGRID	India Grid Trust	GOLDMAN SACHS BANK EUROPE SE - ODI	BUY	1145843	167.89
INFY	Infosys Limited	GOLDMAN SACHS (SINGAPORE) PTE - ODI	SELL	222653	1525.6
INFY	Infosys Limited	GOLDMAN SACHS BANK EUROPE SE - ODI	BUY	222653	1525.6
INDIGO	InterGlobe Aviation Ltd	GOLDMAN SACHS (SINGAPORE) PTE - ODI	SELL	181724	5727.5
INDIGO	InterGlobe Aviation Ltd	GOLDMAN SACHS BANK EUROPE SE - ODI	BUY	181724	5727.5
KESORAMIND	Kesoram Industries Ltd.	ABHISHEK SINGHANIA	BUY	1885000	5.23
LAMBODHARA	Lambodhara Textiles Ltd.	RAJIV INDUR DADLANI	SELL	100000	142.74
LAXMIDENTL	Laxmi Dental Limited	ABU DHABI INVESTMENT AUTHORITY	SELL	558163	303.01
LAXMIDENTL	Laxmi Dental Limited	ICICI PRUDENTIAL MUTUAL FUND	BUY	862523	303
MDL	Marvel Decor Limited	ASHOK RAMNIKLAL PAUN	SELL	105000	85.4
MDL	Marvel Decor Limited	ISHAVASYAM TRUST	BUY	100000	85.38
MEDISTEP	Medistep Healthcare Ltd	KABRA KAILASH	SELL	90000	31.26
NIRMAN	Nirman Agri Genetcs Ltd	PRANAV KAILAS BAGAL	SELL	105000	172.45
PAYTM	One 97 Communications Ltd	GOLDMAN SACHS (SINGAPORE) PTE - ODI	SELL	694045	1219
PAYTM	One 97 Communications Ltd	GOLDMAN SACHS BANK EUROPE SE - ODI	BUY	694045	1219
PFC	Power Finance Corporation	GOLDMAN SACHS (SINGAPORE) PTE - ODI	SELL	1000456	395.7
PFC	Power Finance Corporation	GOLDMAN SACHS BANK EUROPE SE - ODI	BUY	1000456	395.7
QMSMEDI-RE	QMS Medi Ltd	SHETH INVESTMENTS	BUY	11039	9.87
RECLTD	Rural Electrification Cor	GOLDMAN SACHS (SINGAPORE) PTE - ODI	SELL	1210464	373.3
RECLTD	Rural Electrification Cor	GOLDMAN SACHS BANK EUROPE SE - ODI	BUY	1210464	373.3
RUSHIL	Rushil Decor Limited	NV ALPHA FUND MANAGEMENT LLP	BUY	2600000	32
RUSHIL	Rushil Decor Limited	SAJJAN BHAIJANKA	SELL	1683322	32
SARTELE	Sar Televenture Limited	PRIMUS OVERSEAS PRIVATE LIMITED	SELL	499500	200.88
SNEHAA	Snehaa Organics Limite	NEO APEX VENTURE LLP	BUY	72000	85.3
TGL	Teerth Gopicon Limited	NEO APEX VENTURE LLP	BUY	116400	57.9
TGL	Teerth Gopicon Limited	NEO APEX VENTURE LLP	SELL	23800	57.9
TCL	Thaai Casting Limited	APT A GROTECH INDUSTRIES PRIVATE LIMITED	SELL	120000	129.9
TCL	Thaai Casting Limited	APT REAL ESTATES PRIVATE LIMITED	BUY	120000	129.9
VAISHALI	Vaishali Pharma Limited	SHAH NISHANT	BUY	543538	12.31
VEEDOL	Veedol Corporation Ltd	STANDARD GREASES AND SPECIALITIES PRIVATE LIMITED	BUY	342800	1928.12
VIGOR	Vigor Plast India Limited	ABHAIKUMAR AMOLAKCHAND NAHAR	BUY	100800	87.43
VIGOR	Vigor Plast India Limited	SANDEEP SINGH	BUY	54400	84.91

Disclosure:

Research Reports that are published by Nirmal Bang Securities Private Limited (hereinafter referred to as “NBSPL”) are for private circulation only. NBSPL is a registered Research Analyst under SEBI (Research Analyst) Regulations, 2014 having Registration no. INH000001766. NBSPL is also a registered Stock Broker with National Stock Exchange of India Limited, BSE Limited, Metropolitan Stock Exchange of India Limited, Multi Commodity Exchange of India Limited and , National Commodity and Derivative Exchange Limited in Capital Market , Equity and Commodities derivatives segments and Currency Derivatives Segment .

NBSPL has other business divisions with independent research teams separated by Chinese walls, and therefore may, at times, have different or contrary views on stocks and markets.

NBSPL or its associates have not been debarred / suspended by SEBI or any other regulatory authority for accessing / dealing in securities Market since last 20 years. NBSPL, its associates or analyst or his relatives do not hold any financial interest (Except Investment) in the subject company. NBSPL or its associates or Analyst do not have any conflict or material conflict of interest at the time of publication of the research report with the subject company. NBSPL or its associates or Analyst or his relatives may or may not hold beneficial ownership of 1% or more in the subject company at the end of the month immediately preceding the date of publication of this research report.

NBSPL or its associates / analyst has not received any compensation / managed or co-managed public offering of securities of the company covered by Analyst during the past twelve months. NBSPL or its associates have not received any compensation or other benefits from the company covered by Analyst or third party in connection with the research report. Analyst has not served as an officer, director or employee of Subject Company. NBSPL / analyst has not been engaged in market making activity of the subject company.

Analyst Certification: The research analysts and authors of these reports, hereby certify that the views expressed in this research report accurately reflects my/our personal views about the subject securities, issuers, products, sectors or industries. It is also certified that no part of the compensation of the analyst(s) was, is, or will be directly or indirectly related to the inclusion of specific recommendations or views in this research. The analyst(s) principally responsible for the preparation of this research report and has taken reasonable care to achieve and maintain independence and objectivity in making any recommendations.

Disclaimer:

The Research Report is for the personal information of the authorized recipient and does not construe to be any investment, legal or taxation advice. NBSPL is not soliciting any action based upon it. Nothing in the research report shall be construed as a solicitation to buy or sell any security or product, or to engage in or refrain from engaging in any such transaction. In preparing the research report, we did not take into account the investment objectives, financial situation and particular needs of the reader.

The research report has been prepared for the general use of the clients of NBSPL and must not be copied, either in whole or in part, or distributed or redistributed to any other person in any form. If you are not the intended recipient you must not use or disclose the information in the research report in any way. Though disseminated to all the customers simultaneously, not all customers may receive the research report at the same time. NBSPL will not treat recipients as customers by virtue of their receiving the research report. The research report is not directed or intended for distribution to or use by any person or entity resident in a state, country or any jurisdiction, where such distribution, publication, availability or use would be contrary to law, regulation or which would subject NBSPL & its group companies to registration or licensing requirements within such jurisdictions.

The report is based on the information obtained from sources believed to be reliable, but we do not make any representation or warranty that it is accurate, complete or up-to-date and it should not be relied upon as such. We accept no obligation to correct or update the information or opinions in it. NBSPL or any of its affiliates or employees shall not be in any way responsible for any loss or damage that may arise to any person from any inadvertent error in the information contained in the research report. NBSPL or any of its affiliates or employees do not provide, at any time, any express or implied warranty of any kind, regarding any matter pertaining to this report, including without limitation the implied warranties of merchantability, fitness for a particular purpose, and non-infringement. The recipients of the research report should rely on their own investigations.

This information is subject to change without any prior notice. NBSPL reserves its absolute discretion and right to make or refrain from making modifications and alterations to this statement from time to time. Nevertheless, NBSPL is committed to providing independent and transparent recommendations to its clients, and would be happy to provide information in response to specific client queries.

Before making an investment decision on the basis of research report, the reader needs to consider, with or without the assistance of an adviser, whether the advice is appropriate in light of their particular investment needs, objectives and financial circumstances. There are risks involved in securities trading. The price of securities can and does fluctuate, and an individual security may even become valueless. International investors are reminded of the additional risks inherent in international investments, such as currency fluctuations and international stock market or economic conditions, which may adversely affect the value of the investment. Opinions expressed are subject to change without any notice. Neither the company nor the director or the employees of NBSPL accept any liability whatsoever for any direct, indirect, consequential or other loss arising from any use of the research report and/or further communication in relation to the research report. Here it may be noted that neither NBSPL, nor its directors, employees, agents or representatives shall be liable for any damages whether direct or indirect, incidental, special or consequential including lost revenue or lost profit that may arise from or in connection with the use of the information contained in the research report.

Copyright of this document vests exclusively with NBSPL.

Our reports are also available on our website

Registration granted by SEBI and certification from NISM in no way guarantee performance of NBSPL or provide any assurance of returns to investors.

Nirmal Bang Research (Division of Nirmal Bang Securities Pvt. Ltd.)

B-2, 301/302, Marathon Innova,
Opp. Peninsula Corporate Park
Off. Ganpatrao Kadam Marg
Lower Parel(W), Mumbai-400013
Board No. : 91 22 6723 8000/8001
Fax. : 022 6723 8010